

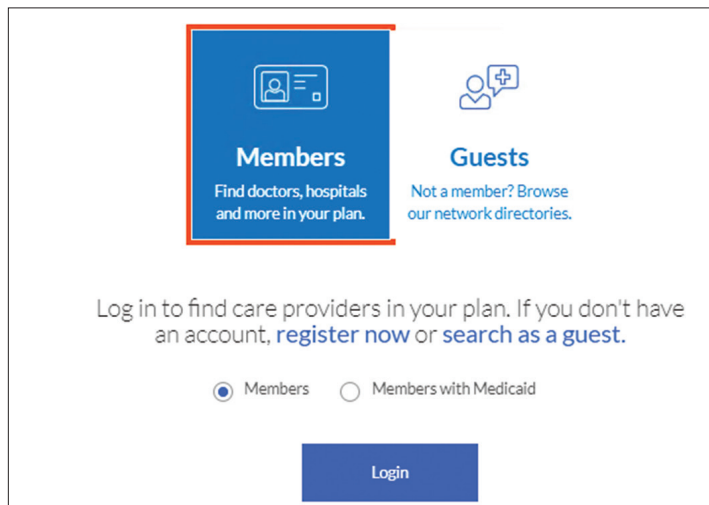
PROVIDER SEARCH INSTRUCTIONS



Step by Step Instructions

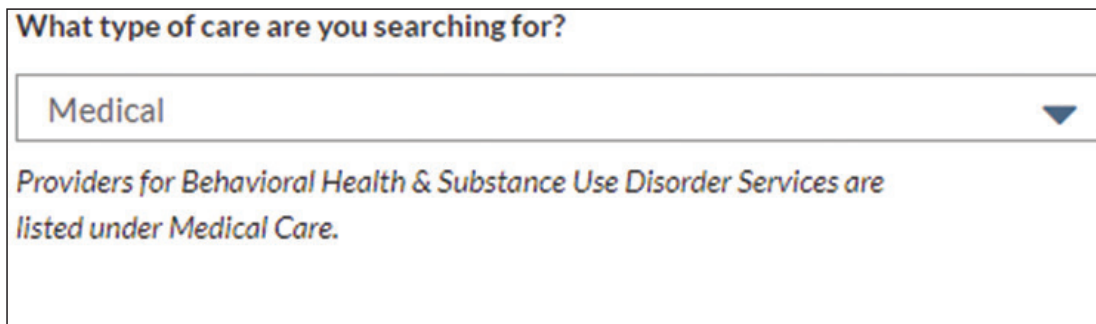
1. Go to <https://www.anthem.com/find-care/>

This will bring up this screen below, where you can choose to search as a member or as a guest.



2. For members only, select “Members” and hit “Login,” then enter your username and password on the next screen or enter your ID number or Alpha Prefix if you want to search without logging in.

To search as a guest, choose the type of care you are searching for, then select the state that you want to search in and the type of plan/network that you need and hit “Continue.” See plan type names below. (This example uses Gold Pathway PPO (Pathway-PPO/Small Grp))



(CONTINUED ON NEXT PAGE)

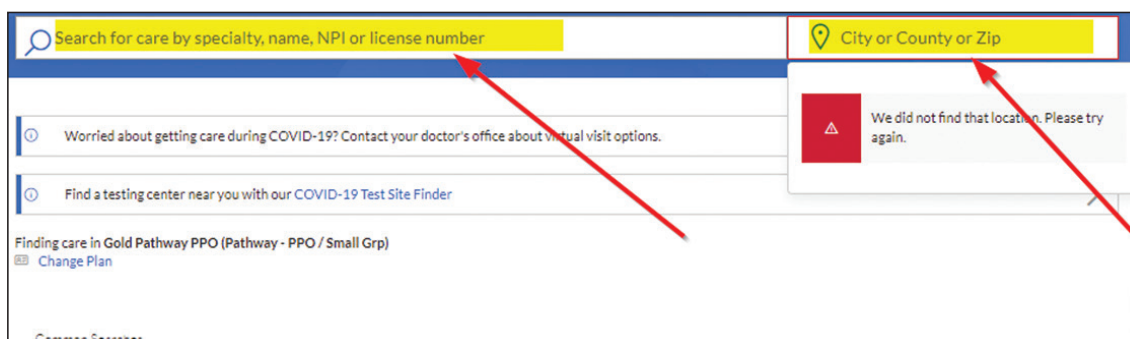
PROVIDER SEARCH INSTRUCTIONS



(CONTINUED FROM PREVIOUS PAGE)

- On the next screen, you will be asked to select the type of provider (i.e. Doctor/Medical Professionals, Hospitals & Facilities, etc.)

Enter the provider’s name and zip code of the location you want to search in. You can also select your preferred type of providers listed under By Care Provider list.



- To print a directory, click on the “print” icon on the right side of the results page.

Plans:

- Pathway HMO - Pathway HMO listed under Medical (Employer-Sponsored)
- Pathway PPO - Pathway PPO listed under Medical (Employer-Sponsored)
- Full PPO - PPO listed under Medical (Employer-Sponsored)
- Choice PPO - Choice PPO listed under Medical (Employer-Sponsored)
- Guided Access HMO - Guided Access HMO listed under Medical (Employer-Sponsored) (Please note: This network is only available in Clark and Nye Counties)